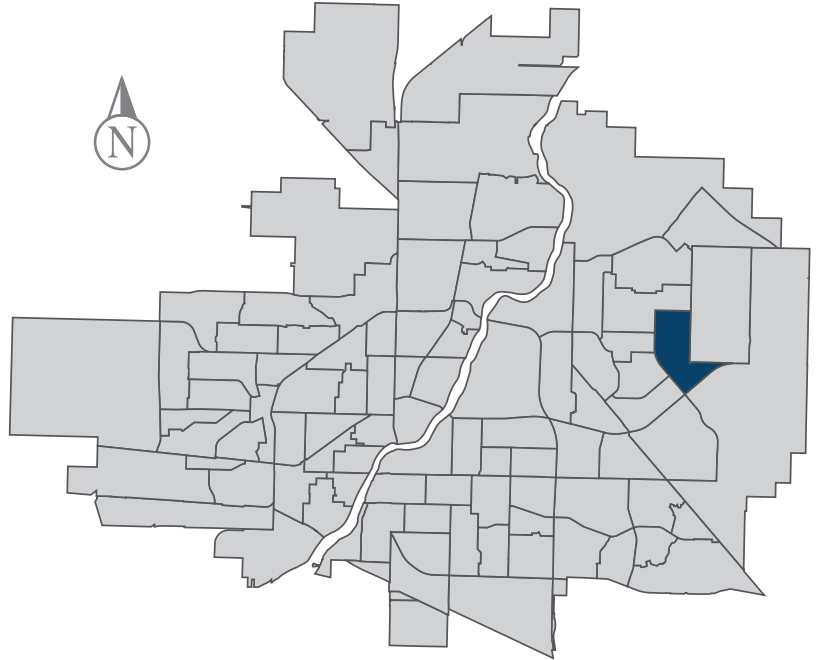


Willowgrove

MUNICIPAL WARD 10



Population
8,523



COMMUNITY QUICK FACTS



88.1%

homeownership



SOLD \$420,526

average
sale price



\$52,330

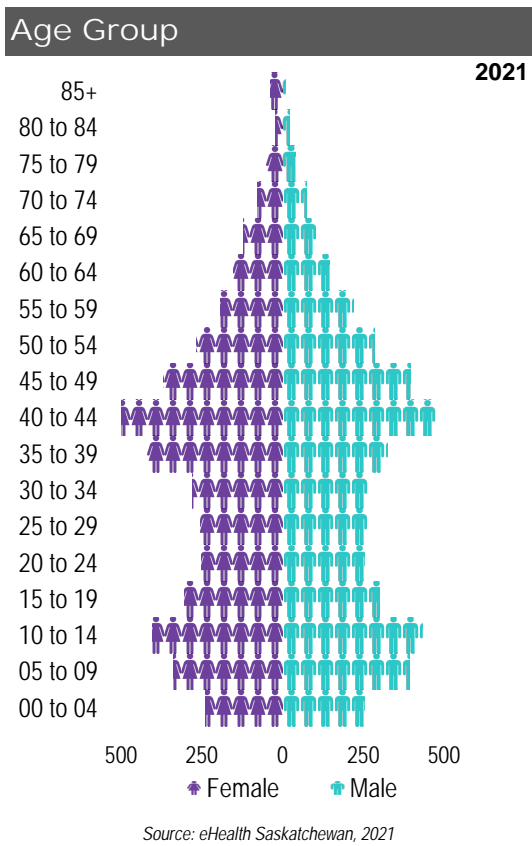
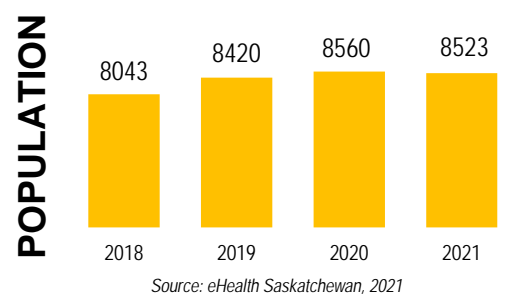
median
personal
income



3.0

household
size

WILLOWGROVE



Ethnic Diversity

* Higher number indicates greater diversity

| Location | 2016 |
|-------------|------|
| Willowgrove | 0.85 |
| Saskatoon | 0.45 |

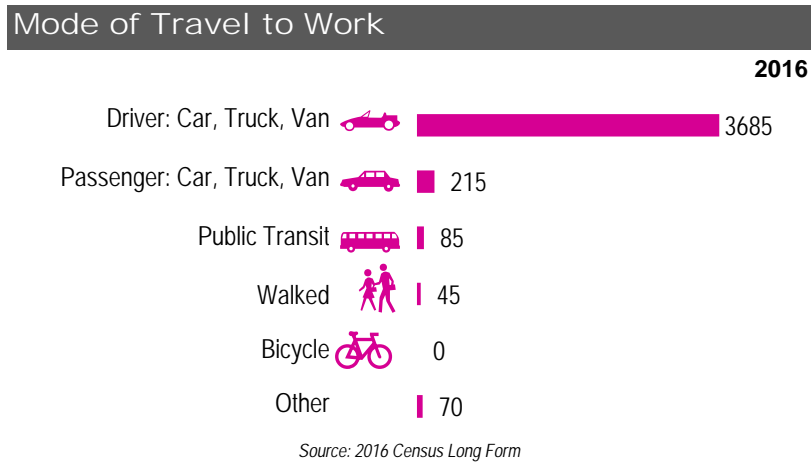
Source: 2016 Census

Mother Tongue

Top Languages

| Language | 2016 |
|------------------------------|------|
| English | 5965 |
| Mandarin | 310 |
| Tagalog (Pilipino, Filipino) | 125 |
| Cantonese | 115 |
| French | 105 |
| Urdu | 90 |
| Punjabi (Panjabi) | 75 |

Source: 2016 Census



Registered Vehicles

| | 2019 | 2020 |
|----------------------|------|------|
| Total (LV & PV) | 5005 | 5351 |
| Per Person | 0.6 | 0.6 |
| Saskatoon Per Person | 0.6 | 0.7 |

LV - light vehicles (commercial & private) PV - private passenger vehicle

Source: SGI

Education Level

2016

| | |
|--|------|
| No Certificate/diploma/degree | 415 |
| High school certificate or equivalent | 1340 |
| Apprentice/trades certificate/diploma | 350 |
| College/CEGEP/non-university cert./dipl. | 1020 |
| University diploma or degree | 2570 |

Source: 2016 Census Long Form

Postsecondary Enrolment

| | 2018 | 2019 | 2020 |
|----------------------------|------|------|------|
| Saskatchewan Polytechnic | 113 | 134 | 94 |
| University of Saskatchewan | 476 | 352 | 465 |

Source: Saskatchewan Polytechnic Administrative Office and University of Saskatchewan Registrar's Office

Enrolment by School

| | 2018 | 2019 | 2020 |
|------------------------|------|------|------|
| Holy Family (s) | 537 | 563 | 551 |
| Willowgrove School (p) | 654 | 691 | 684 |

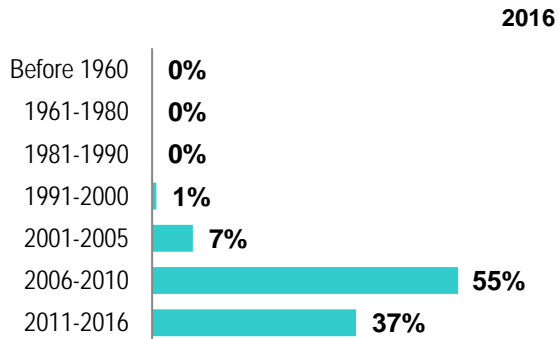
Source: Saskatoon Public School Division & Greater Saskatoon Catholic Schools

Household Structure

| | 2016 |
|----------------------------|------|
| One-family households | 1930 |
| Multiple-family households | 50 |
| Non-family households | 620 |
| Total lone-parent families | 210 |
| Total households | 2595 |
| Household size | 3 |

Source: 2016 Census

Age of Dwelling



Source: 2016 Census

Housing Affordability

| Median Multiple | 2019 | 2020 |
|-----------------|------|------|
| Saskatoon | 4.11 | 3.98 |
| Willowgrove | 4.90 | 5.19 |

Note: Median Multiple of 3.0 & under is rated as "affordable"

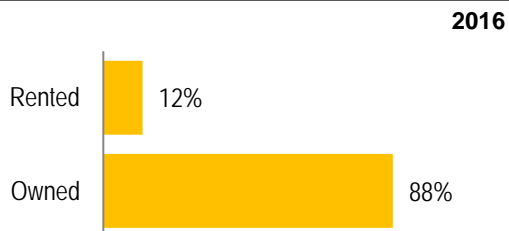
Source: City of Saskatoon, Assessment & Taxation and RBC Economics Research

Housing Costs

| | 2016 |
|--------------------------------|---------|
| Average Owner's Major Payments | \$1,997 |
| Average Gross Rent | \$1,613 |

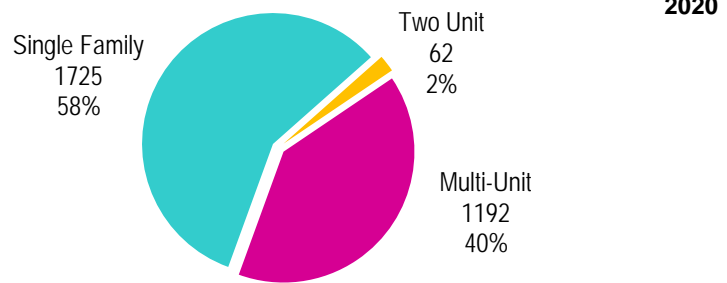
Source: 2016 Census

Housing by Tenure



Source: 2016 Census

Dwelling Unit Count



| | |
|-------------------------|---------------------------------|
| Total Dwellings | 2979 |
| Neighbourhood Area | 220.4 hectares / 544.7 acres |
| Dwelling Units per Area | 13.5 per hectare / 5.5 per acre |

Source: City of Saskatoon, Planning & Development

Real Estate Sales

| 2020 | No. of Sales | Average Price |
|----------------------------|--------------|---------------|
| Condo Townhouse | 51 | \$ 297,153 |
| High Rise Apt Condo | 0 | \$ - |
| Low Rise Apt Condo | 19 | \$ 198,737 |
| Semi-detached | 0 | \$ - |
| Semi-detached - two titles | 0 | \$ - |
| Single Family Dwelling | 117 | \$ 510,321 |

Source: City of Saskatoon, Assessment & Taxation

Park Space

| 2021 | Hectares | Acres |
|--------------------------|----------|-------|
| Total Park Area | 19.6 | 48.3 |
| Population per Park Area | 435.9 | 176.4 |

Park Type: N - Neighbourhood D - District MD - Multi-district
SU- Special Use I - Industrial

| | | | |
|--------------------|----|-----|------|
| Foster | N | 2.3 | 5.6 |
| Genereux | N | 0.3 | 0.8 |
| John Duerkop | N | 1.7 | 4.2 |
| Kershaw | N | 0.3 | 0.7 |
| Kusch | N | 2.7 | 6.6 |
| Rouillard | N | 0.8 | 1.9 |
| Varley | N | 1.4 | 3.5 |
| Wallace | N | 8.8 | 21.7 |
| William Sarjeant | N | 0.9 | 2.3 |
| Willowgrove Square | SU | 0.4 | 1.0 |

Source: City of Saskatoon, Planning & Development

WILLOWGROVE

Voter Turn-out (%)

| | | |
|------------|------|-----|
| Provincial | 2007 | 73% |
| Federal | 2008 | 52% |
| Civic | 2009 | 45% |
| Federal | 2011 | 56% |
| Provincial | 2011 | 44% |
| Civic | 2012 | 34% |
| Federal | 2015 | 72% |
| Provincial | 2016 | 35% |
| Civic | 2016 | 35% |
| Federal | 2019 | 71% |
| Provincial | 2020 | 56% |
| Civic | 2020 | 30% |

Licensed Home-Based Businesses

| | 2019 | 2020 |
|-------------|------|------|
| Saskatoon | 4958 | 5280 |
| Willowgrove | 177 | 191 |

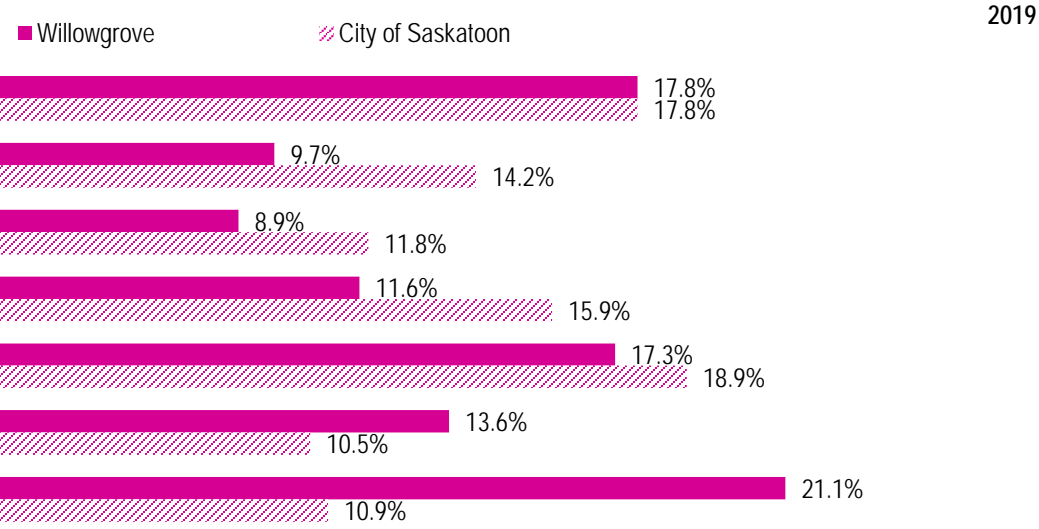
Source: City of Saskatoon, Business License Program

Labour Force

| | Willowgrove | Saskatoon |
|--|-------------|-----------|
| Labour Force Participation Rate | 78.7% | 70.1% |
| Economic Dependency Ratio | 6.7% | 17.3% |
| Median Total Income (personal) | \$52,330 | \$40,670 |
| Provincial Index of Median Income (base=100) | 133.70 | 103.90 |
| Canadian Index of Median Income (base=100) | 138.80 | 107.80 |

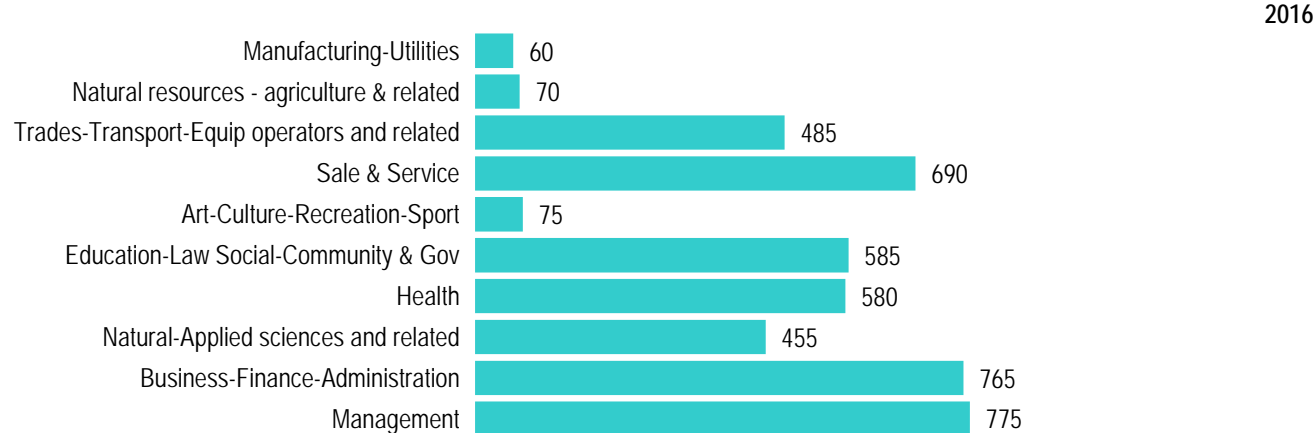
Source: Statistics Canada, Income Statistics Division, T1 Family File (T1FF) based on the final tax file, 2019

Personal Income



Source: Statistics Canada, Income Statistics Division, T1 Family File (T1FF) based on the final tax file, 2019

Major Occupation



Source: 2016 Census