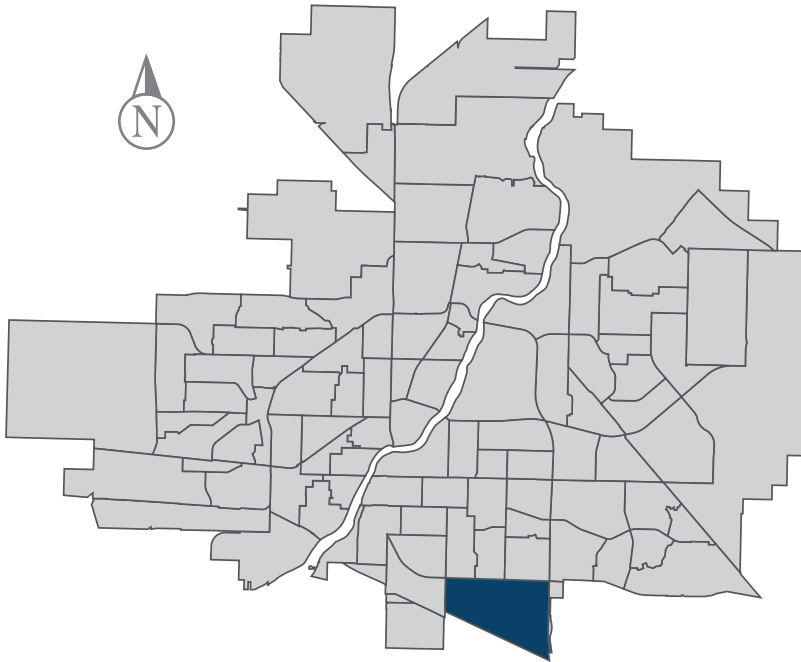


Stonebridge

MUNICIPAL WARD 7

 Population
14,778



COMMUNITY QUICK FACTS



78.4%

homeownership



SOLD \$355,334

average
sale price



\$49,020

median
personal
income

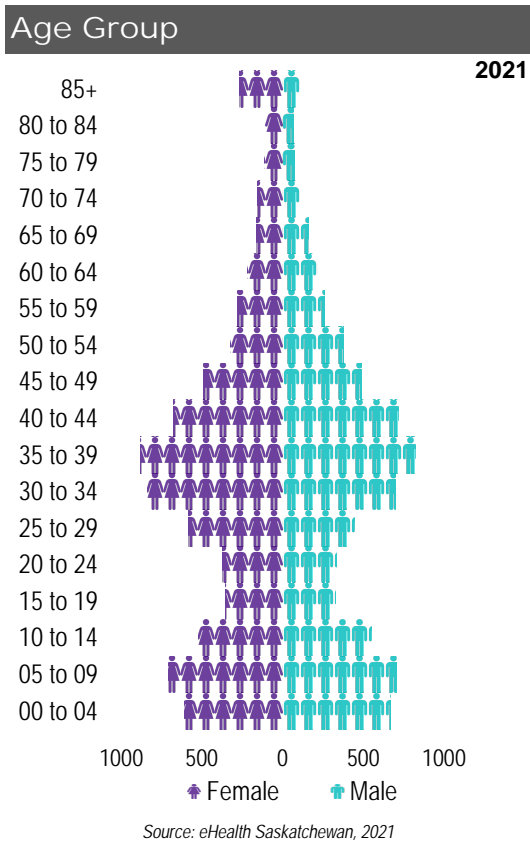
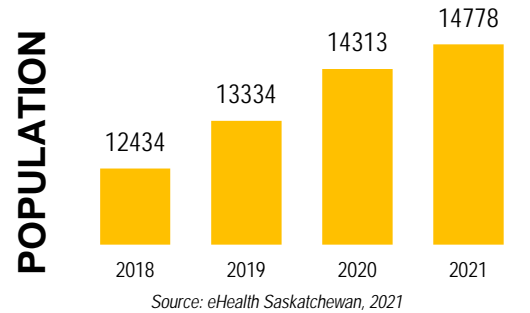


2.6

household
size



STONEBRIDGE



Ethnic Diversity

* Higher number indicates greater diversity

Location	2016
Stonebridge	1.40
Saskatoon	0.45

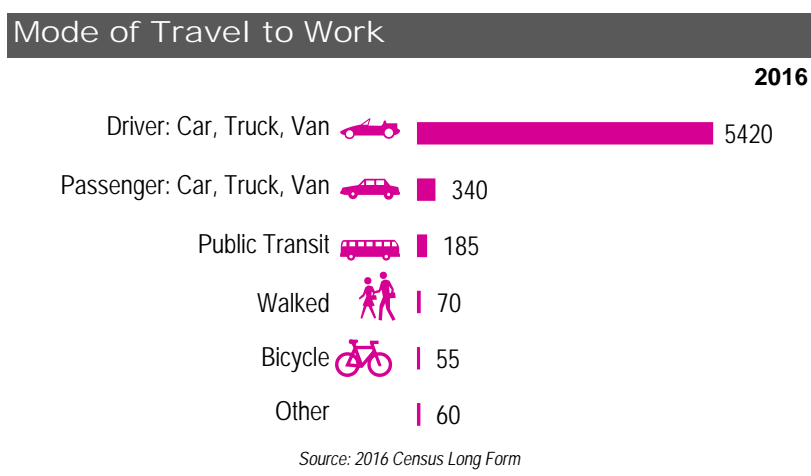
Source: 2016 Census

Mother Tongue

Top Languages

Language	2016
English	7805
Mandarin	500
Tagalog (Pilipino, Filipino)	210
French	175
Urdu	160
Bengali	120

Source: 2016 Census



Registered Vehicles

	2019	2020
Total (LV & PV)	8303	9165
Per Person	0.6	0.6
Saskatoon Per Person	0.6	0.7

LV - light vehicles (commercial & private) PV - private passenger vehicle

Source: SGI

Education Level

2016

No Certificate/diploma/degree	635
High school certificate or equivalent	1810
Apprentice/trades certificate/diploma	660
College/CEGEP/non-university cert./dipl.	1485
University diploma or degree	3645

Source: 2016 Census Long Form

Postsecondary Enrolment

	2018	2019	2020
Saskatchewan Polytechnic	234	265	202
University of Saskatchewan	714	753	858

Source: Saskatchewan Polytechnic Administrative Office and University of Saskatchewan Registrar's Office

Enrolment by School

	2018	2019	2020
Chief Whitecap School (p)	686	779	873
St. Kateri Tekakwitha School (s)	446	552	623

P - Saskatoon Public School S - Greater Saskatoon Catholic Schools

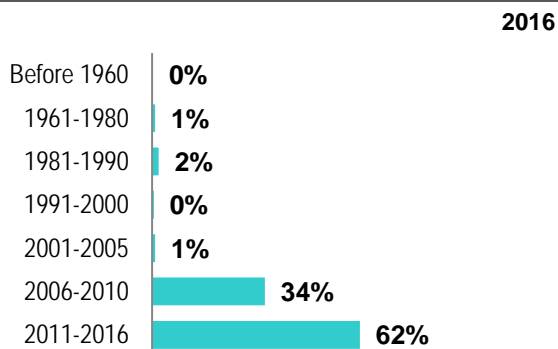
Source: Saskatoon Public School Division & Greater Saskatoon Catholic Schools

Household Structure

	2016
One-family households	2790
Multiple-family households	85
Non-family households	1205
Total lone-parent families	265
Total households	4075
Household size	2.6

Source: 2016 Census

Age of Dwelling



Source: 2016 Census

Housing Affordability

Median Multiple	2019	2020
Saskatoon	4.11	3.98
Stonebridge	4.37	4.32

Note: Median Multiple of 3.0 & under is rated as "affordable"

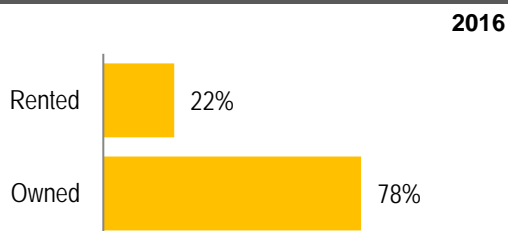
Source: City of Saskatoon, Assessment & Taxation and RBC Economics Research

Housing Costs

	2016
Average Owner's Major Payments	\$1,945
Average Gross Rent	\$1,389

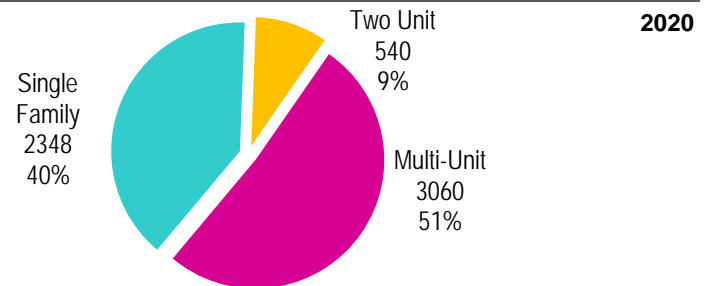
Source: 2016 Census

Housing by Tenure



Source: 2016 Census

Dwelling Unit Count



Total Dwellings	5948	
Neighbourhood Area	446.5 hectares	1103.2 acres
Dwelling Units per Area	13.3 per hectare	5.4 per acre

Source: City of Saskatoon, Planning & Development

Real Estate Sales

2020	No. of Sales	Average Price
Condo Townhouse	104	\$ 273,583
High Rise Apt Condo	0	\$ -
Low Rise Apt Condo	60	\$ 240,128
Semi-detached	0	\$ -
Semi-detached - two titles	12	\$ 333,804
Single Family Dwelling	180	\$ 442,406

Source: City of Saskatoon, Assessment & Taxation

Park Space

2021	Hectares	Acres
Total Park Area	49.1	121.3
Population per Park Area	300.9	121.8

Park Type: N - Neighbourhood D - District MD - Multi-district
SU- Special Use I - Industrial

Alexander MacGillivray Young	N	9.2	22.8
Alfred Bence	N	0.4	1.1
Blair Nelson	N	4.4	10.8
Cecil A Wheaton	N	0.4	1.0
Donald Koyl	N	0.5	1.3
Evelyn G Edwards	N	0.4	1.1
Howard Harding	N	0.8	2.0
John Cameron	N	0.4	1.0
Mark Thompson	N	3.4	8.4
Marshall Hawthorne	N	8.2	20.3
Oren Wilson	N	0.4	1.0
Owen Mann	N	0.5	1.1
Patricia Roe	N	0.8	2.1
Peter Zakreski	D	17.8	44.0
Robert H Freeland	N	0.7	1.8
Walter Wood	N	0.2	0.6
William Anderson	N	0.4	0.9

Source: City of Saskatoon, Planning & Development

STONEBRIDGE

Voter Turn-out (%)

Provincial	2007	65%
Federal	2008	57%
Civic	2009	35%
Federal	2011	58%
Provincial	2011	45%
Civic	2012	52%
Federal	2015	69%
Provincial	2016	30%
Civic	2016	33%
Federal	2019	70%
Provincial	2020	63%
Civic	2020	27%

Licensed Home-Based Businesses

	2019	2020
Saskatoon	4958	5280
Stonebridge	248	276

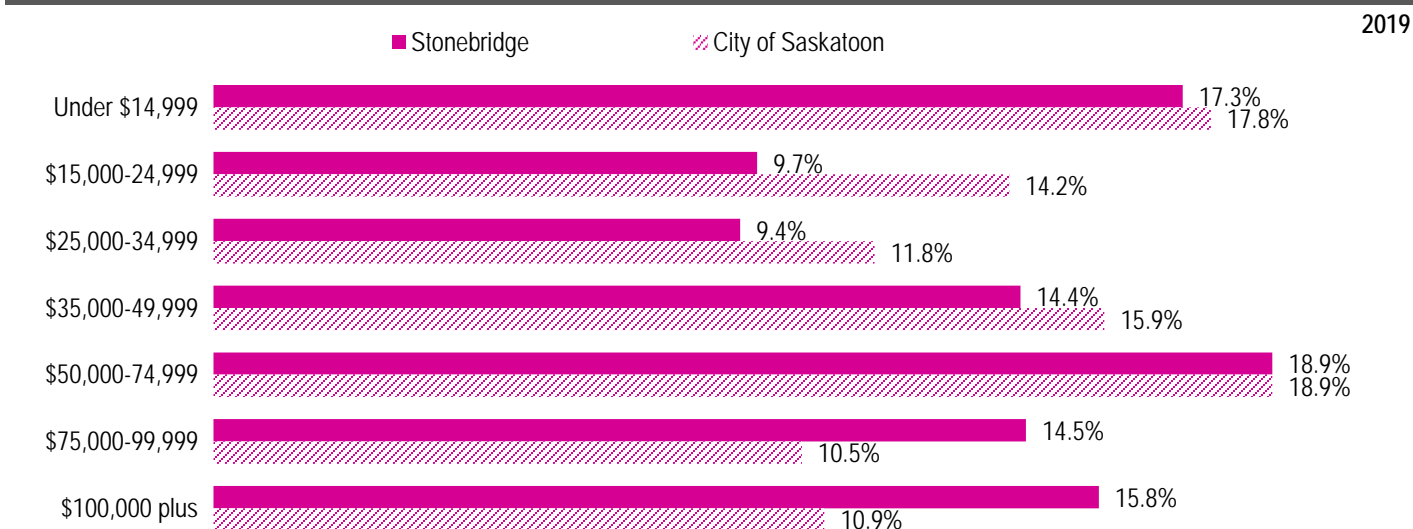
Source: City of Saskatoon, Business License Program

Labour Force

	Stonebridge	Saskatoon
Labour Force Participation Rate	79.0%	70.1%
Economic Dependency Ratio	8.9%	17.3%
Median Total Income (personal)	\$49,020	\$40,670
Provincial Index of Median Income (base=100)	125.20	103.90
Canadian Index of Median Income (base=100)	130.00	107.80

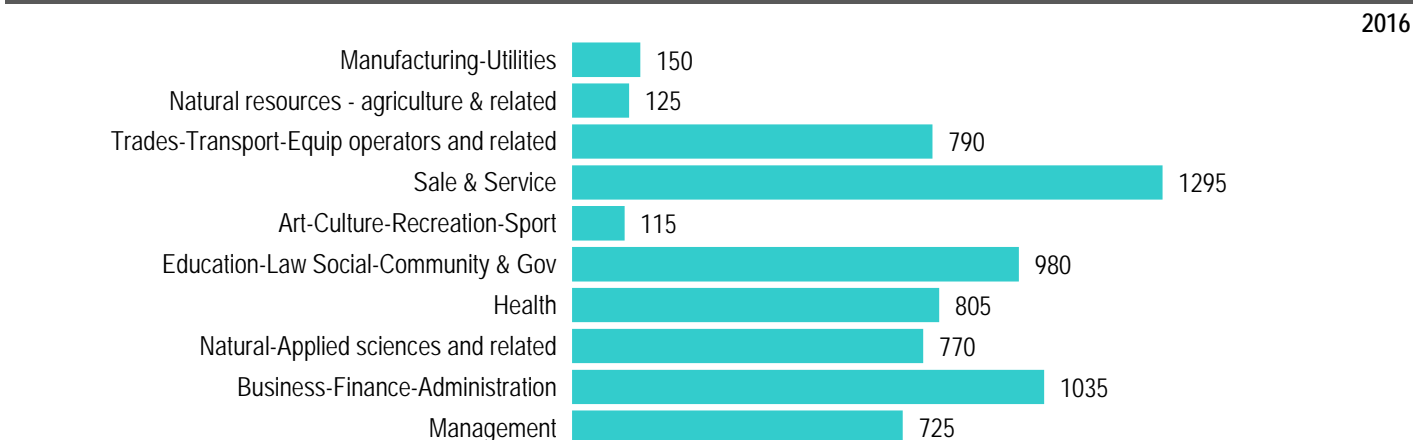
Source: Statistics Canada, Income Statistics Division, T1 Family File (T1FF) based on the final tax file, 2019

Personal Income



Source: Statistics Canada, Income Statistics Division, T1 Family File (T1FF) based on the final tax file, 2019

Major Occupation



Source: 2016 Census