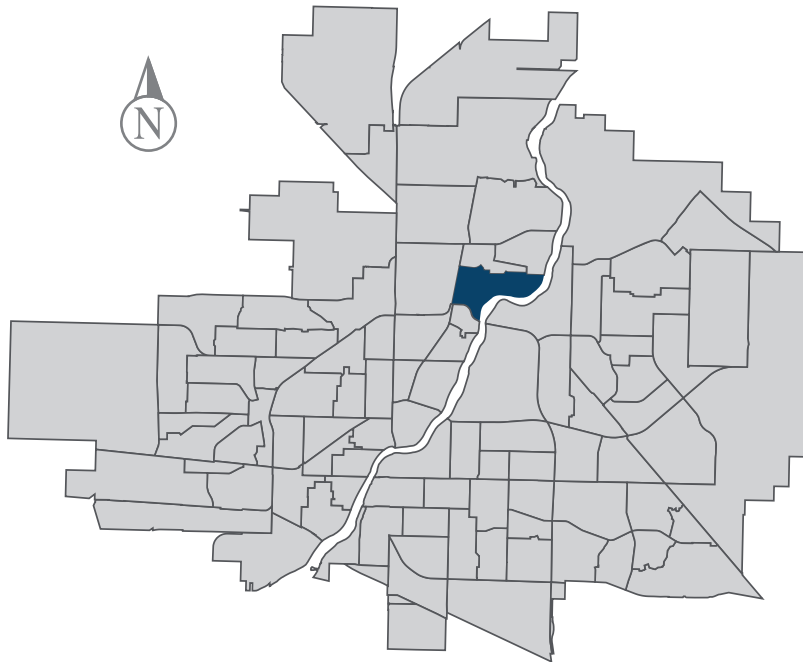


River Heights

MUNICIPAL WARD 5



Population
4,471



COMMUNITY QUICK FACTS



80.2%

homeownership



\$332,263

average
sale price



\$47,750

median
personal
income

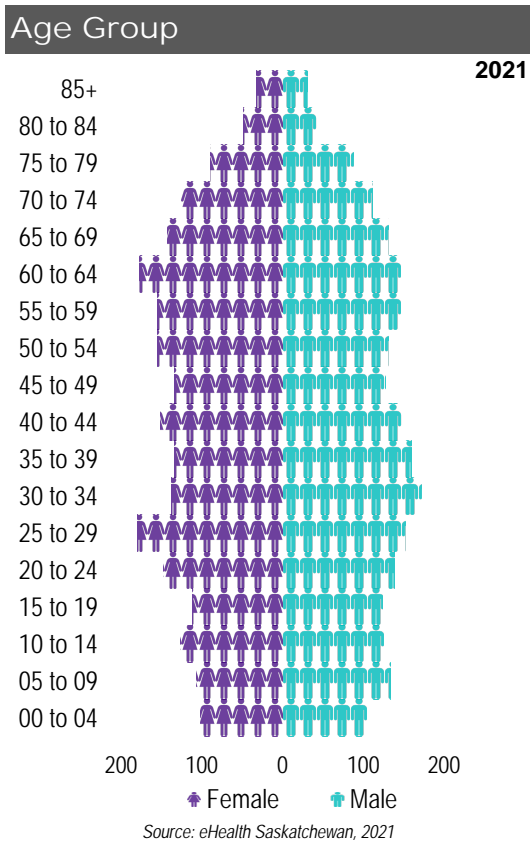
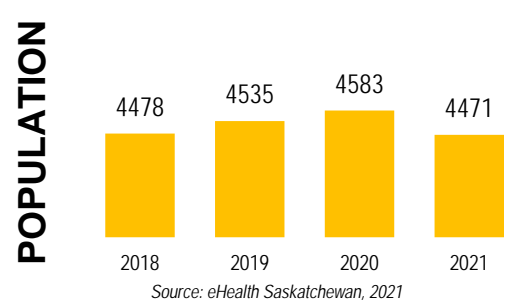


2.5

household
size



RIVER HEIGHTS



Ethnic Diversity

* Higher number indicates greater diversity

| Location | 2016 |
|---------------|------|
| River Heights | 0.28 |
| Saskatoon | 0.45 |

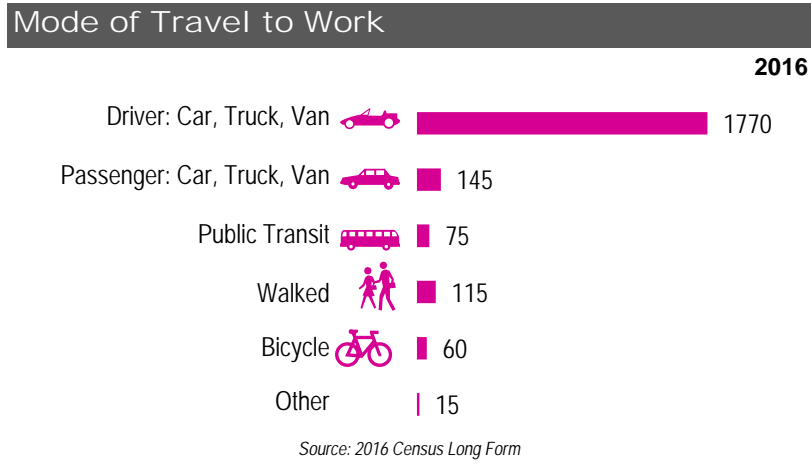
Source: 2016 Census

Mother Tongue

Top Languages

| Language | 2016 |
|------------------------------|------|
| English | 3550 |
| Ukrainian | 85 |
| German | 60 |
| Russian | 50 |
| Tagalog (Pilipino, Filipino) | 50 |
| Spanish | 50 |

Source: 2016 Census



Registered Vehicles

| | 2019 | 2020 |
|----------------------|------|------|
| Total (LV & PV) | 3051 | 3100 |
| Per Person | 0.7 | 0.7 |
| Saskatoon Per Person | 0.6 | 0.7 |

LV - light vehicles (commercial & private) PV - private passenger vehicle

Source: SGI

Education Level

2016

| | |
|--|------|
| No Certificate/diploma/degree | 400 |
| High school certificate or equivalent | 975 |
| Apprentice/trades certificate/diploma | 250 |
| College/CEGEP/non-university cert./dipl. | 640 |
| University diploma or degree | 1260 |

Source: 2016 Census Long Form

Postsecondary Enrolment

| | 2018 | 2019 | 2020 |
|----------------------------|------|------|------|
| Saskatchewan Polytechnic | 56 | 69 | 47 |
| University of Saskatchewan | 199 | 184 | 195 |

Source: Saskatchewan Polytechnic Administrative Office and University of Saskatchewan Registrar's Office

Enrolment by School

| | 2018 | 2019 | 2020 |
|--|------|------|------|
| P- Saskatoon Public School | | | |
| River Heights School (p) | 404 | 431 | 419 |
| St. Anne School (s) | 182 | 177 | 163 |
| S - Greater Saskatoon Catholic Schools | | | |

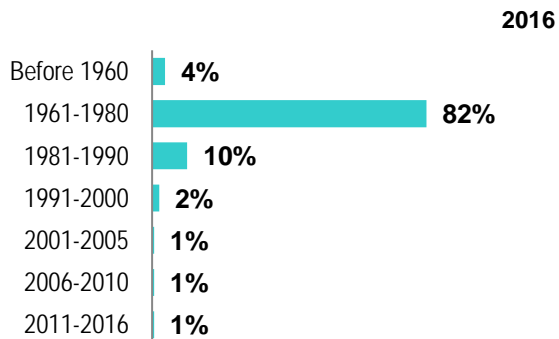
Source: Saskatoon Public School Division & Greater Saskatoon Catholic Schools

Household Structure

| | 2016 |
|----------------------------|------|
| One-family households | 1160 |
| Multiple-family households | 25 |
| Non-family households | 485 |
| Total lone-parent families | 180 |
| Total households | 1670 |
| Household size | 2.5 |

Source: 2016 Census

Age of Dwelling



Source: 2016 Census

Housing Affordability

| Median Multiple | 2019 | 2020 |
|-----------------|------|------|
| Saskatoon | 4.11 | 3.98 |
| River Heights | 4.17 | 4.03 |

Note: Median Multiple of 3.0 & under is rated as "affordable"

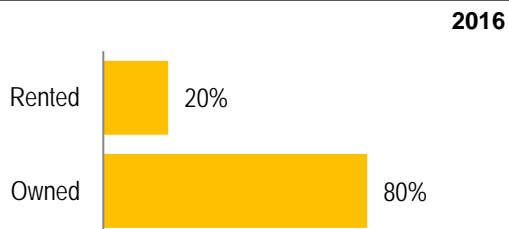
Source: City of Saskatoon, Assessment & Taxation and RBC Economics Research

Housing Costs

| | 2016 |
|--------------------------------|---------|
| Average Owner's Major Payments | \$1,271 |
| Average Gross Rent | \$1,194 |

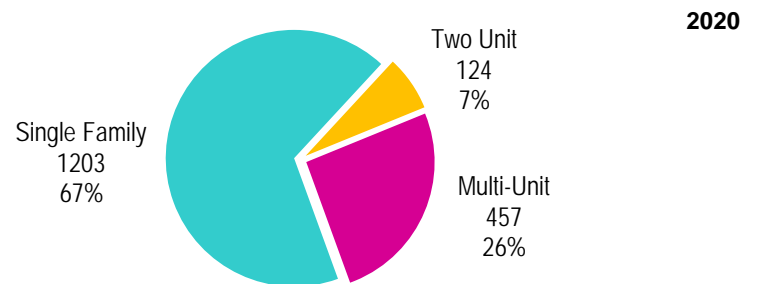
Source: 2016 Census

Housing by Tenure



Source: 2016 Census

Dwelling Unit Count



| | |
|-------------------------|---------------------------------|
| Total Dwellings | 1784 |
| Neighbourhood Area | 194.5 hectares 480.7 acres |
| Dwelling Units per Area | 9.2 per hectare 3.7 per acre |

Source: City of Saskatoon, Planning & Development

Real Estate Sales

| 2020 | No. of Sales | Average Price |
|----------------------------|--------------|---------------|
| Condo Townhouse | 8 | \$ 233,913 |
| High Rise Apt Condo | 0 | \$ - |
| Low Rise Apt Condo | 12 | \$ 111,033 |
| Semi-detached | 1 | \$ 420,000 |
| Semi-detached - two titles | 3 | \$ 255,333 |
| Single Family Dwelling | 53 | \$ 399,898 |

Source: City of Saskatoon, Assessment & Taxation

Park Space

| 2021 | Hectares | Acres |
|--------------------------|----------|-------|
| Total Park Area | 32.5 | 80.4 |
| Population per Park Area | 137.4 | 55.6 |

Park Type: N - Neighbourhood D - District MD - Multi-district
SU - Special Use I - Industrial

| | | | |
|--------------------|----|------|------|
| Meewasin | SU | 25.0 | 61.7 |
| PCR Banting | SU | 2.3 | 5.6 |
| Robert Hunter East | N | 2.6 | 6.5 |
| Robert Hunter West | N | 2.6 | 6.5 |

Source: City of Saskatoon, Planning & Development

RIVER HEIGHTS

Voter Turn-out (%)

| | | |
|------------|------|-----|
| Provincial | 2007 | 65% |
| Federal | 2008 | 53% |
| Civic | 2009 | 33% |
| Federal | 2011 | 53% |
| Provincial | 2011 | 52% |
| Civic | 2012 | 34% |
| Federal | 2015 | 74% |
| Provincial | 2016 | 40% |
| Civic | 2016 | 38% |
| Federal | 2019 | 77% |
| Provincial | 2020 | 56% |
| Civic | 2020 | 39% |

Licensed Home-Based Businesses

| | 2019 | 2020 |
|---------------|------|------|
| Saskatoon | 4958 | 5280 |
| River Heights | 93 | 95 |

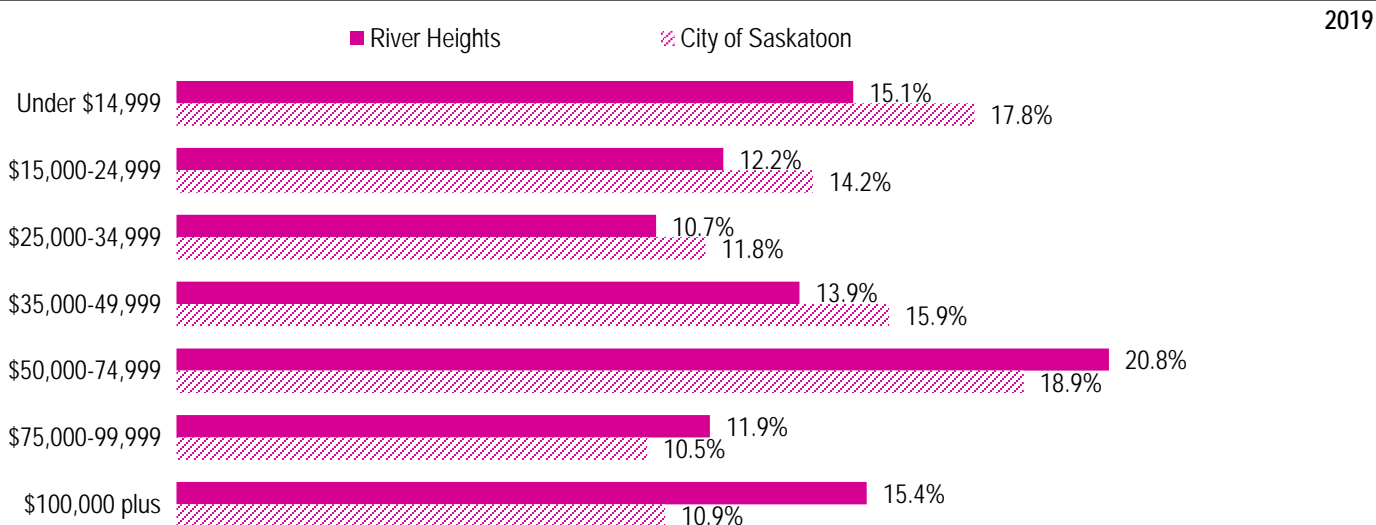
Source: City of Saskatoon, Business License Program

Labour Force

| | 2019 | |
|--|---------------|-----------|
| | River Heights | Saskatoon |
| Labour Force Participation Rate | 70.9% | 70.1% |
| Economic Dependency Ratio | 15.1% | 17.3% |
| Median Total Income (personal) | \$47,750 | \$40,670 |
| Provincial Index of Median Income (base=100) | 122.00 | 103.90 |
| Canadian Index of Median Income (base=100) | 126.60 | 107.80 |

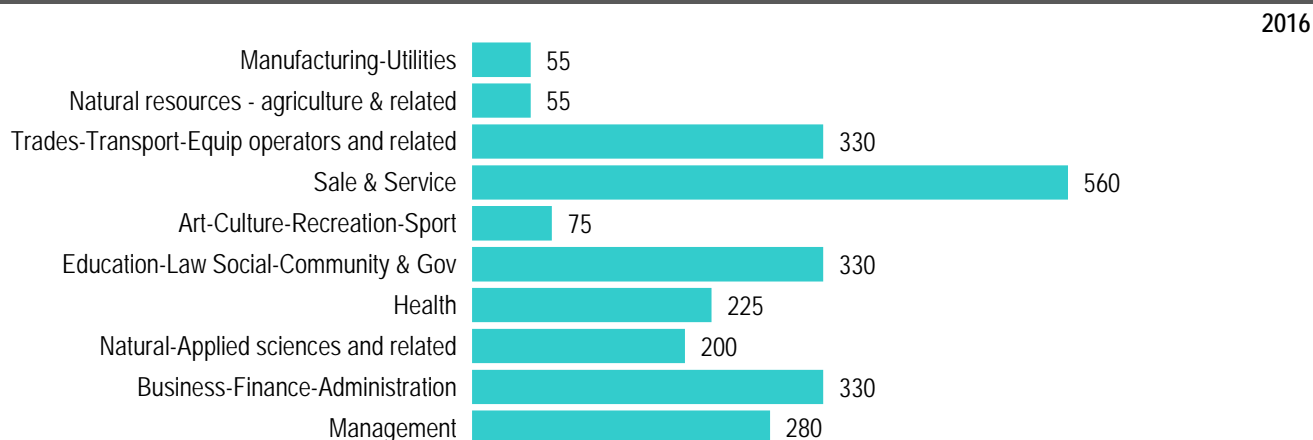
Source: Statistics Canada, Income Statistics Division, T1 Family File (T1FF) based on the final tax file, 2019

Personal Income



Source: Statistics Canada, Income Statistics Division, T1 Family File (T1FF) based on the final tax file, 2019

Major Occupation



Source: 2016 Census