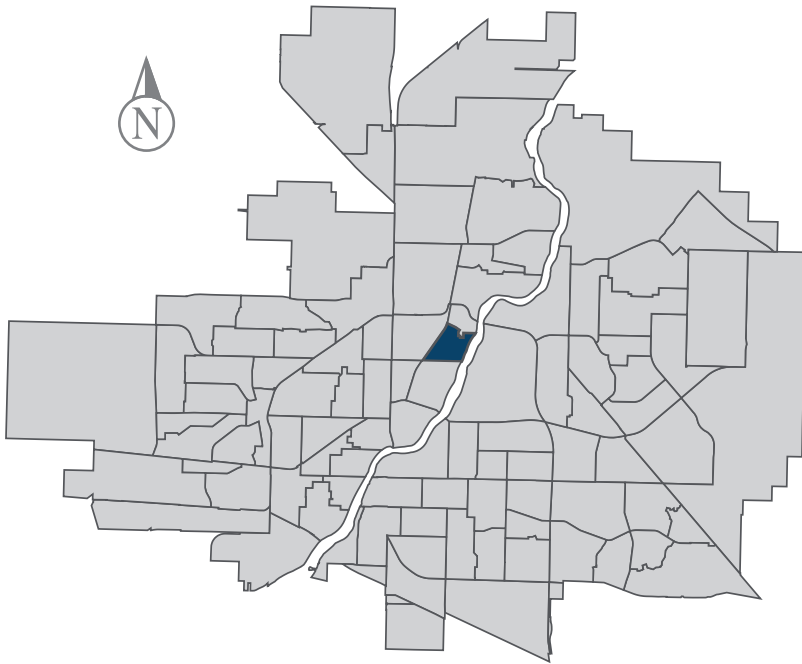


# North Park

## MUNICIPAL WARD 1



Population  
2,012



## COMMUNITY QUICK FACTS



70.0%

homeownership



\$377,152

average  
sale price



\$43,730

median  
personal  
income



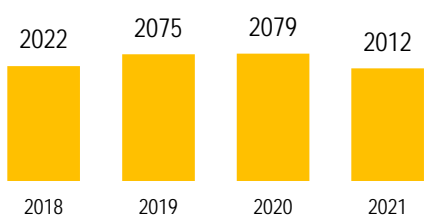
2.2

household  
size




# NORTH PARK

## POPULATION



Source: eHealth Saskatchewan, 2021

## Age Group



Source: eHealth Saskatchewan, 2021

## Ethnic Diversity

| Location   | 2016 |
|------------|------|
| North Park | 0.18 |
| Saskatoon  | 0.45 |

Source: 2016 Census

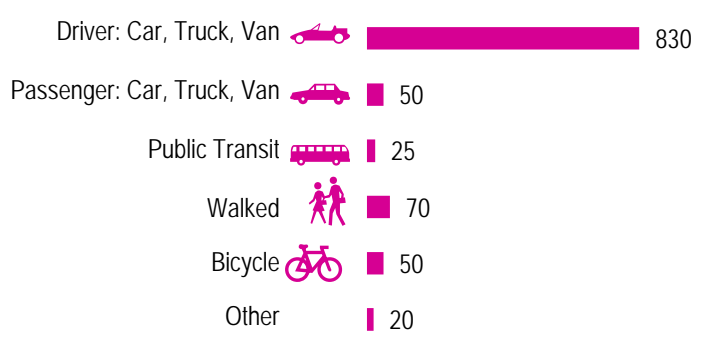
## Mother Tongue

| Top Languages                | 2016 |
|------------------------------|------|
| English                      | 1620 |
| French                       | 65   |
| German                       | 65   |
| Ukrainian                    | 50   |
| Tagalog (Pilipino, Filipino) | 40   |
| Assyrian Neo-Aramaic         | 20   |

Source: 2016 Census

## Mode of Travel to Work

2016



Source: 2016 Census Long Form

## Registered Vehicles

|                      | 2019 | 2020 |
|----------------------|------|------|
| Total (LV & PV)      | 1457 | 1545 |
| Per Person           | 0.7  | 0.7  |
| Saskatoon Per Person | 0.6  | 0.7  |

LV - light vehicles (commercial & private) PV - private passenger vehicle

Source: SGI

## Education Level

2016

|                                          |     |
|------------------------------------------|-----|
| No Certificate/diploma/degree            | 215 |
| High school certificate or equivalent    | 535 |
| Apprentice/trades certificate/diploma    | 135 |
| College/CEGEP/non-university cert./dipl. | 345 |
| University diploma or degree             | 405 |

Source: 2016 Census Long Form

## Postsecondary Enrolment

|                            | 2018 | 2019 | 2020 |
|----------------------------|------|------|------|
| Saskatchewan Polytechnic   | 39   | 52   | 34   |
| University of Saskatchewan | 79   | 82   | 91   |

Source: Saskatchewan Polytechnic Administrative Office and University of Saskatchewan Registrar's Office

## Enrolment by School

|                              | 2018 | 2019 | 2020 |
|------------------------------|------|------|------|
| École St. Paul (s)           | 166  | 319  | 174  |
| North Park Wilson School (p) | 254  | 305  | 297  |

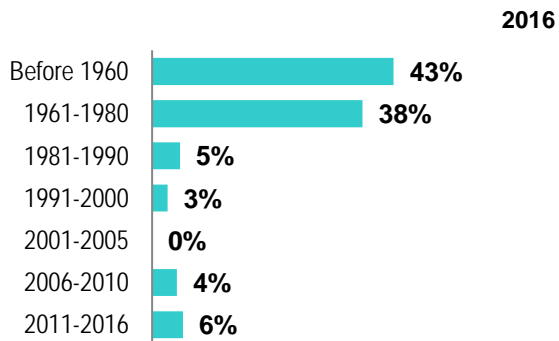
Source: Saskatoon Public School Division & Greater Saskatoon Catholic Schools

## Household Structure

|                            | 2016 |
|----------------------------|------|
| One-family households      | 515  |
| Multiple-family households | 0    |
| Non-family households      | 375  |
| Total lone-parent families | 90   |
| Total households           | 895  |
| Household size             | 2.2  |

Source: 2016 Census

## Age of Dwelling



Source: 2016 Census

## Housing Affordability

| Median Multiple | 2019 | 2020 |
|-----------------|------|------|
| Saskatoon       | 4.11 | 3.98 |
| North Park      | 4.16 | 4.17 |

Note: Median Multiple of 3.0 & under is rated as "affordable"

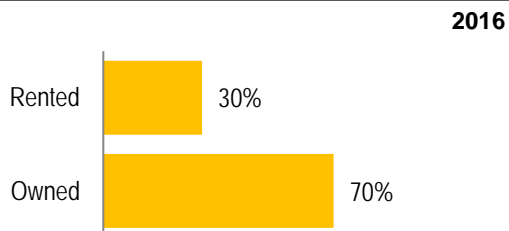
Source: City of Saskatoon, Assessment & Taxation and RBC Economics Research

## Housing Costs

|                                | 2016    |
|--------------------------------|---------|
| Average Owner's Major Payments | \$1,160 |
| Average Gross Rent             | \$1,175 |

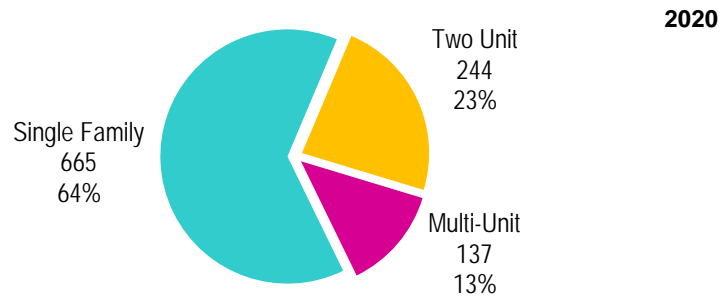
Source: 2016 Census

## Housing by Tenure



Source: 2016 Census

## Dwelling Unit Count



|                         |                  |              |
|-------------------------|------------------|--------------|
| Total Dwellings         | 1046             |              |
| Neighbourhood Area      | 83.2 hectares    | 205.5 acres  |
| Dwelling Units per Area | 12.6 per hectare | 5.1 per acre |

Source: City of Saskatoon, Planning & Development

## Real Estate Sales

| 2020                       | No. of Sales | Average Price |
|----------------------------|--------------|---------------|
| Condo Townhouse            | 0            | \$ -          |
| High Rise Apt Condo        | 0            | \$ -          |
| Low Rise Apt Condo         | 0            | \$ -          |
| Semi-detached              | 0            | \$ -          |
| Semi-detached - two titles | 1            | \$ 485,000    |
| Single Family Dwelling     | 58           | \$ 375,293    |

Source: City of Saskatoon, Assessment & Taxation

## Park Space

| 2021                     | Hectares | Acres |
|--------------------------|----------|-------|
| Total Park Area          | 7.6      | 18.8  |
| Population per Park Area | 264.6    | 107.1 |

Park Type: N - Neighbourhood D - District MD - Multi-district  
SU - Special Use I - Industrial

|                       |    |     |     |
|-----------------------|----|-----|-----|
| GD Archibald Memorial | D  | 3.8 | 9.3 |
| Horn                  | N  | 0.2 | 0.4 |
| Marriot               | N  | 0.3 | 0.8 |
| Meewasin              | SU | 3.0 | 7.4 |
| North Park            | N  | 0.4 | 0.9 |

Source: City of Saskatoon, Planning & Development

# NORTH PARK

## Voter Turn-out (%)

|            |      |     |
|------------|------|-----|
| Provincial | 2007 | 73% |
| Federal    | 2008 | 50% |
| Civic      | 2009 | 37% |
| Federal    | 2011 | 48% |
| Provincial | 2011 | 55% |
| Civic      | 2012 | 33% |
| Federal    | 2015 | 69% |
| Provincial | 2016 | 41% |
| Civic      | 2016 | 36% |
| Federal    | 2019 | 72% |
| Provincial | 2020 | 65% |
| Civic      | 2020 | 30% |

## Licensed Home-Based Businesses

|            | 2019 | 2020 |
|------------|------|------|
| Saskatoon  | 4958 | 5280 |
| North Park | 68   | 73   |

Source: City of Saskatoon, Business License Program

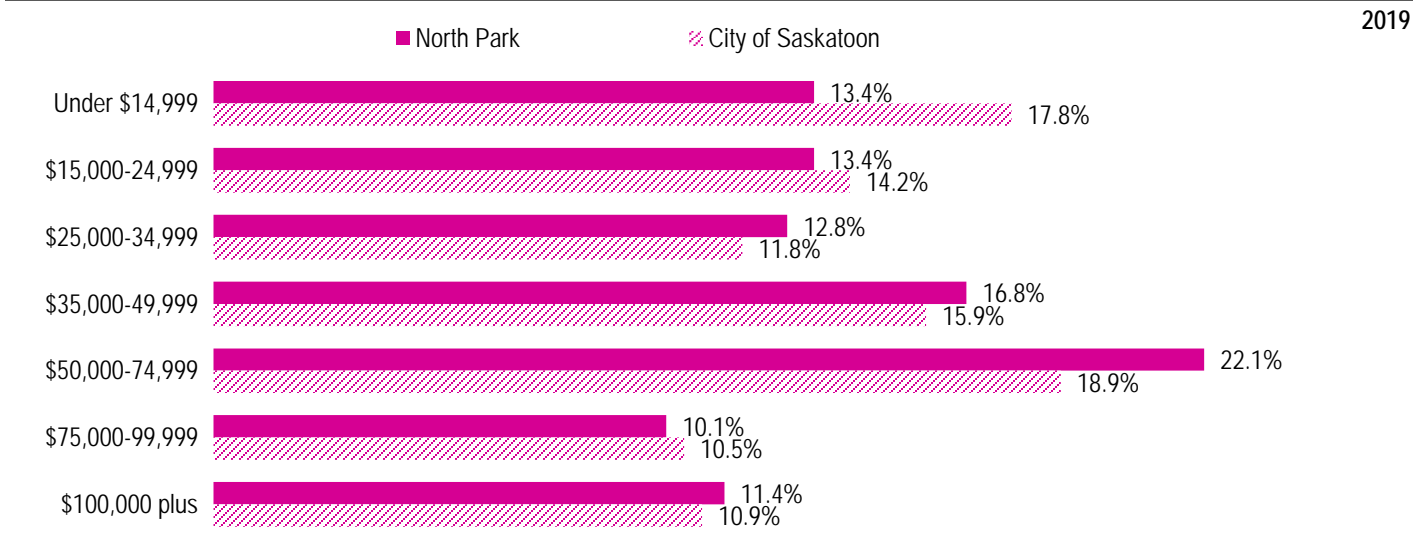
## Labour Force

|                                              | 2019       |           |
|----------------------------------------------|------------|-----------|
|                                              | North Park | Saskatoon |
| Labour Force Participation Rate              | 75.4%      | 70.1%     |
| Economic Dependency Ratio                    | 14.7%      | 17.3%     |
| Median Total Income (personal)               | \$43,730   | \$40,670  |
| Provincial Index of Median Income (base=100) | 111.70     | 103.90    |
| Canadian Index of Median Income (base=100)   | 116.00     | 107.80    |

Source: City of Saskatoon, City Clerk's office: Elections Saskatchewan; and Elections Canada

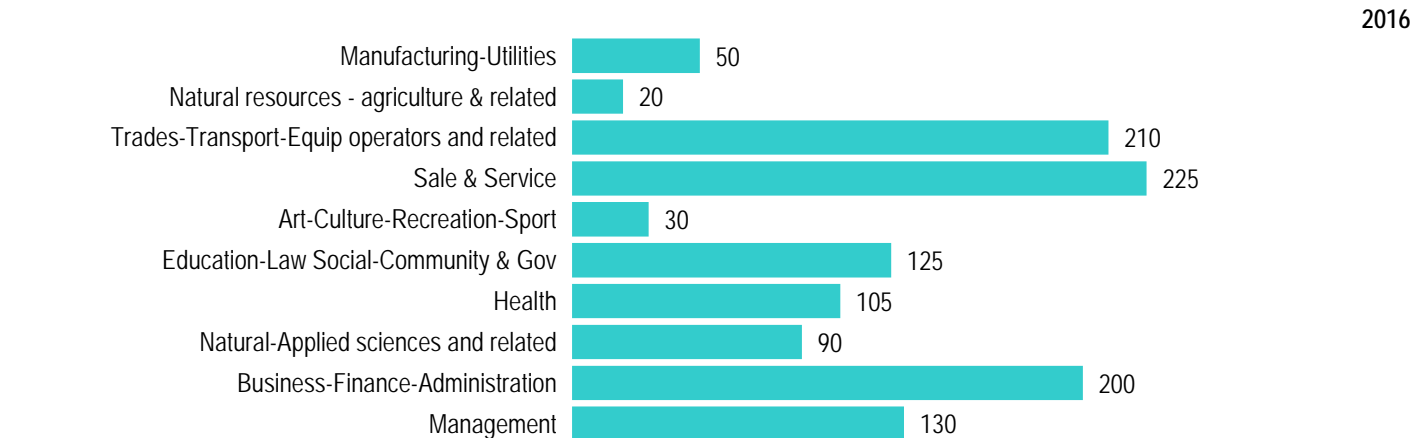
Source: Statistics Canada, Income Statistics Division, T1 Family File (T1FF) based on the final tax file, 2019

## Personal Income



Source: Statistics Canada, Income Statistics Division, T1 Family File (T1FF) based on the final tax file, 2019

## Major Occupation



Source: 2016 Census