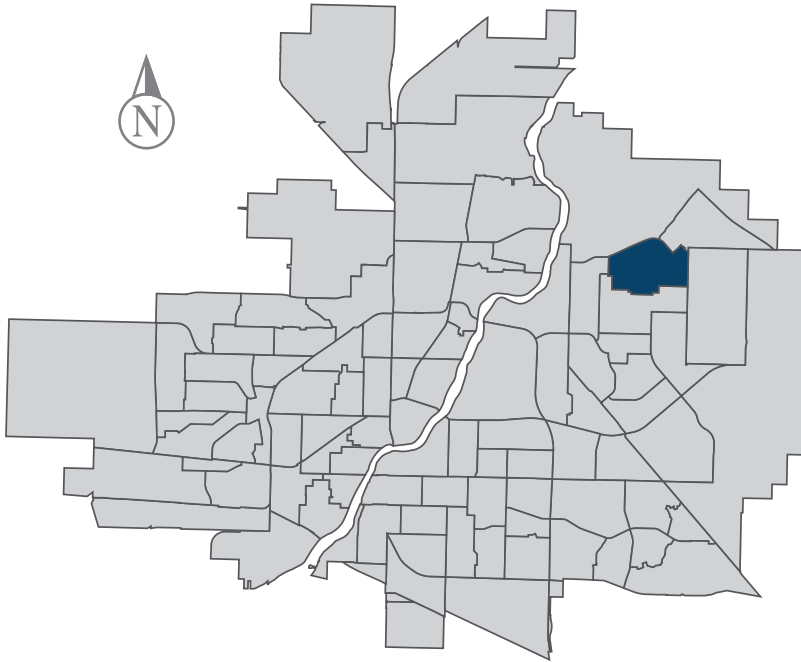


Evergreen

MUNICIPAL WARD 10

 Population
8,832



COMMUNITY QUICK FACTS



79.2%

homeownership



\$411,486

average
sale price



\$50,260

median
personal
income

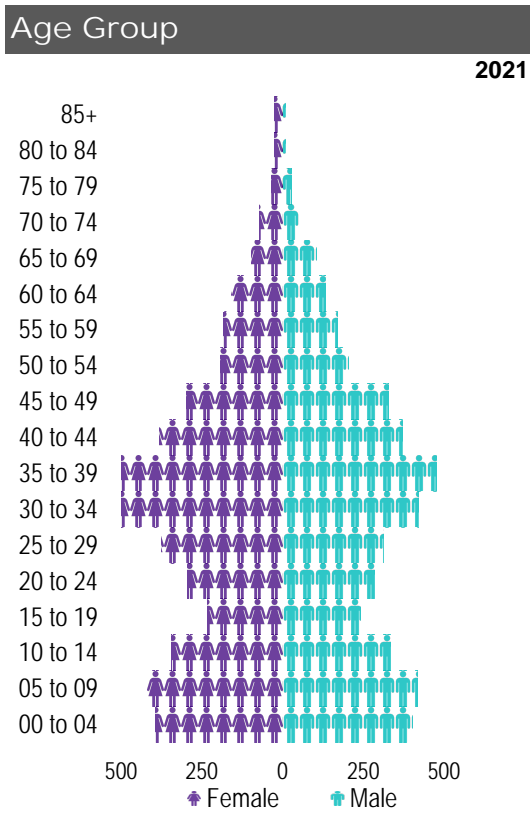
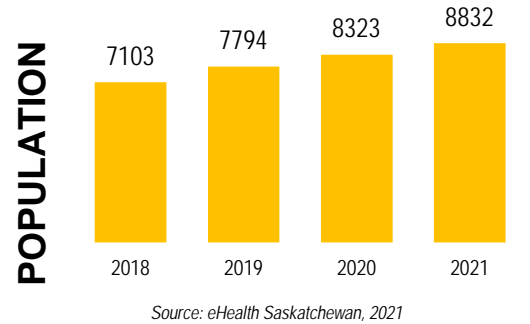


2.7

household
size



EVERGREEN



Ethnic Diversity

* Higher number indicates greater diversity

Location	2016
Evergreen	0.63
Saskatoon	0.45

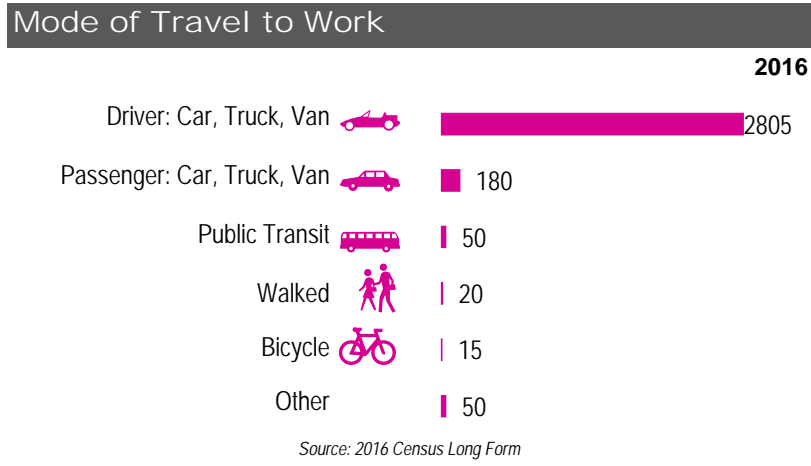
Source: 2016 Census

Mother Tongue

Top Languages

Language	2016
English	4225
Mandarin	195
Tagalog (Pilipino, Filipino)	175
Punjabi (Panjabi)	115
Urdu	100
French	75
Persian (Farsi)	60

Source: 2016 Census



Registered Vehicles

	2019	2020
Total (LV & PV)	5190	5928
Per Person	0.7	0.7
Saskatoon Per Person	0.6	0.7

LV - light vehicles (commercial & private) PV - private passenger vehicle

Source: SGI

Education Level

2016

No Certificate/diploma/degree	285
High school certificate or equivalent	1110
Apprentice/trades certificate/diploma	365
College/CEGEP/non-university cert./dipl.	715
University diploma or degree	1660

Source: 2016 Census Long Form

Postsecondary Enrolment

	2018	2019	2020
Saskatchewan Polytechnic	117	137	118
University of Saskatchewan	432	395	555

Source: Saskatchewan Polytechnic Administrative Office and University of Saskatchewan Registrar's Office

Enrolment by School

	2018	2019	2020
P- Saskatoon Public School			
St. Nicholas School (s)	316	391	419
Sylvia Fedoruk School (p)	449	521	610
S - Greater Saskatoon Catholic Schools			

Source: Saskatoon Public School Division & Greater Saskatoon Catholic Schools

Household Structure

	2016
One-family households	1365
Multiple-family households	45
Non-family households	570
Total lone-parent families	100
Total households	1980
Household size	2.7

Source: 2016 Census

Age of Dwelling

	2016
Before 1960	1%
1961-1980	0%
1981-1990	0%
1991-2000	0%
2001-2005	0%
2006-2010	1%
2011-2016	98%

Source: 2016 Census

Housing Affordability

Median Multiple	2019	2020
Saskatoon	4.11	3.98
Evergreen	4.78	4.83

Note: Median Multiple of 3.0 & under is rated as "affordable"

Source: City of Saskatoon, Assessment & Taxation and RBC Economics Research

Housing Costs

	2016
Average Owner's Major Payments	\$2,180
Average Gross Rent	\$1,500

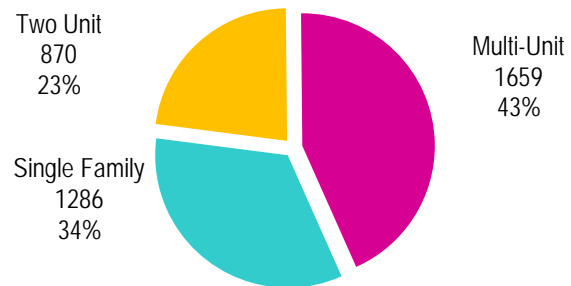
Source: 2016 Census

Housing by Tenure

	2016
Rented	21%
Owned	79%

Source: 2016 Census

Dwelling Unit Count



Total Dwellings	3815
Neighbourhood Area	261.7 hectares / 646.6 acres
Dwelling Units per Area	14.6 per hectare / 5.9 per acre

Source: City of Saskatoon, Planning & Development

Real Estate Sales

2020	No. of Sales	Average Price
Condo Townhouse	88	\$ 357,069
High Rise Apt Condo	0	\$ -
Low Rise Apt Condo	54	\$ 224,361
Semi-detached	0	\$ -
Semi-detached - two titles	0	\$ -
Single Family Dwelling	134	\$ 522,630

Source: City of Saskatoon, Assessment & Taxation

Park Space

2021	Hectares	Acres
Total Park Area	26.4	65.3
Population per Park Area	331.7	134.3

Park Type: N - Neighbourhood D - District MD - Multi-district
SU- Special Use I - Industrial

Park Name	Type	Hectares	Acres
Cannam	N	2.6	6.5
Edward S Blain	N	0.3	0.8
Elaine Hnatyshyn	N	1.6	3.9
Elaine Hnatyshyn West	N	0.2	0.5
Evergreen Square	SU	0.4	1.0
Funk	N	7.2	17.7
George Dyck	N	1.3	3.2
Jill Postlethwaite	N	0.3	0.6
John Brockelbank	N	1.3	3.3
Misaskwatomina	D	4.8	12.0
Klombies	N	1.2	3.1
Korpan	N	0.2	0.6
Lacoursiere	N	0.5	1.3
Prebble	N	1.5	3.6
Richards	N	2.9	7.2

Source: City of Saskatoon, Planning & Development

EVERGREEN

Voter Turn-out (%)

Provincial	2007	N/A
Federal	2008	N/A
Civic	2009	N/A
Federal	2011	N/A
Provincial	2011	N/A
Civic	2012	41%
Federal	2015	68%
Provincial	2016	36%
Civic	2016	47%
Federal	2019	71%
Provincial	2020	57%
Civic	2020	29%

Licensed Home-Based Businesses

	2019	2020
Saskatoon	4958	5280
Evergreen	191	204

Source: City of Saskatoon, Business License Program

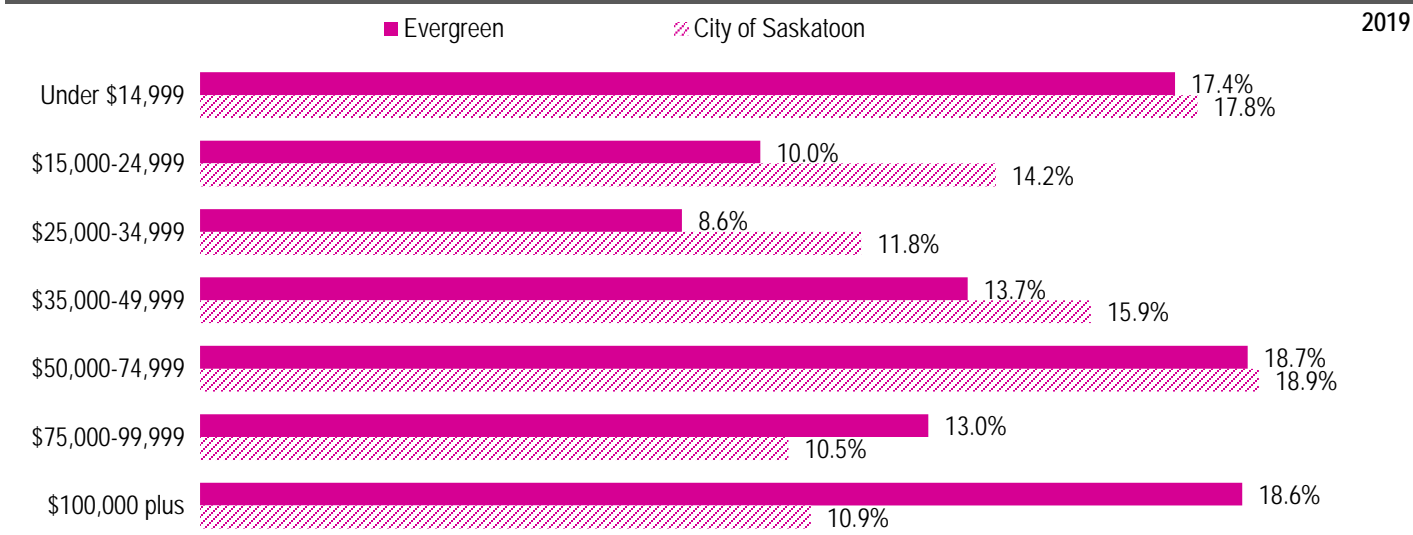
Labour Force

	2019	2019
	Evergreen	Saskatoon
Labour Force Participation Rate	81.8%	70.1%
Economic Dependency Ratio	7.5%	17.3%
Median Total Income (personal)	\$50,260	\$40,670
Provincial Index of Median Income (base=100)	128.40	103.90
Canadian Index of Median Income (base=100)	133.30	107.80

Source: City of Saskatoon, City Clerk's office; Elections Saskatchewan; and Elections Canada

Source: Statistics Canada, Income Statistics Division, T1 Family File (T1FF) based on the final tax file, 2019

Personal Income



Major Occupation

