

Pre- Renovation Assessment

September 5, 2018

Client: City of Saskatoon
222 3rd Avenue N
Saskatoon, SK
S7K 0J5

Attention: Nathan Sommerfeld

File Number: B67PRH29H- Fire Hall Dryer Installation

Project: Fire Halls #3, #6, #7, #8, #9 – Asbestos Inspection for Upcoming Dryer Installations

Evan Westad of Bersch Consulting Ltd. conducted a site visit on August 29, 2018, to several fire halls in Saskatoon, Saskatchewan. The purpose of the visit was to investigate and collect bulk samples to determine the presence/absence of asbestos. Fire Halls #3, #6, #7, #8 and #9 require the installation of dryers within the facility. Each Fire Hall was visited and the areas to be affected by the installation of the dryers were investigated. A total of ten (10) cores were drilled to investigate wall cavities. See **Appendix I for Core Sample Locations**. No bulk samples were collected. No suspect materials were identified and there are no concerns regarding the dryer installations.

Site Observations and Information

Fire Hall #3

The dryer in Fire Hall #3 is to be installed on the east wall immediately adjacent the overhead door. This wall is composed of two layers of brick masonry with one cavity between the two layers. One (1) hole (location 10) was cored through the interior layer of brick into the wall cavity. The cavity was found to be empty of any insulation or suspect material and no concerns were noted.

Fire Hall #6

The dryer in Fire Hall #6 is to be installed within the west corridor. The dryer duct will run through the wall into the exercise room where it will be run through the exterior cinderblock wall. Three (3) areas of wall were investigated for the presence of insulation. One (1) hole (location 7) was drilled through the west exterior wall of the exercise room as well as through the south cinderblock wall (location 8) adjacent the corridor. The exterior wall, where the dryer vent is to be ducted, is composed of cinderblock covered in red tin fascia. The tin fascia was removed, and the cavity was found to be empty. The cinderblock within the cavity was cored (location 9) and found to be empty. No concerns were noted during the investigation of Fire Hall #6.

Fire Hall #7

The dryer in Fire Hall #7 is to be installed near the exit in the northeast corner of the building. The wall, through which the dryer vent is to run, is composed of a cinderblock interior and brick exterior with a cavity between the two layers. Two (2) walls were investigated for the presence of insulation. One (1) hole was cored (location 7) into the cinderblock cavity, where the dryer vent is to be installed. The cavity was found to be empty. A second hole was cored opposite the first through the exterior brick wall (location 2). The cavity between the brick and cinderblock layers was found to be empty. No concerns were noted during the investigation of Fire Hall #7.

Fire Hall #8

The dryer in Fire Hall #8 is to be installed near the north wall of the building adjacent the hose room. The dryer is to be vented out the north wall immediately adjacent the installation area. This wall is composed of cinderblock interior and silver tin exterior siding. The interior cinderblock wall was cored (location 6) and found to be empty. The exterior siding was not able to be removed without destructive methods. Based on the age of the building Bersch Consulting Ltd. does not have any concerns regarding the installation of the dryer within Fire Hall #8.

Fire Hall #9

The dryer in Fire Hall #9 is to be installed opposite the SCBA mask washing station. The dryer will be vented through the north wall of this room proceeding along the wall through the east exterior wall. The north cinderblock wall adjacent the mask washing station was cored (location 3) and found to be empty. The east exterior wall is composed of cinderblock interior wall and brick exterior with a cavity in between. The east wall was cored from both the interior and exterior (locations 4 and 5). Both the cinderblock cavity and cavity between the cinderblock and brick was found to be empty. There are no concerns regarding the dryer installation in Fire Hall #9.

Based on observations during the site visit there are no asbestos concerns regarding the proposed dryer installation within Fire Halls #3, #6, #7, #8 and #9.

If any questions arise on the results of the attached information, please contact Evan Westad at (306) 978-6665. Thank you for this opportunity of service.

Sincerely,

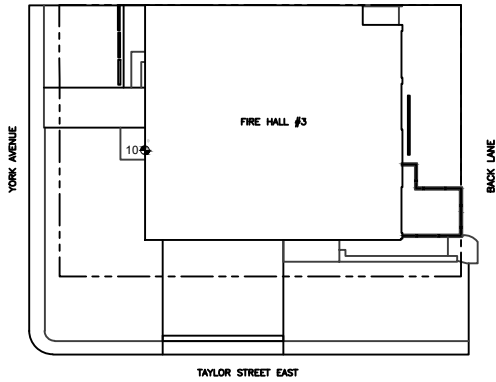


Evan Westad
Bersch Consulting Ltd.

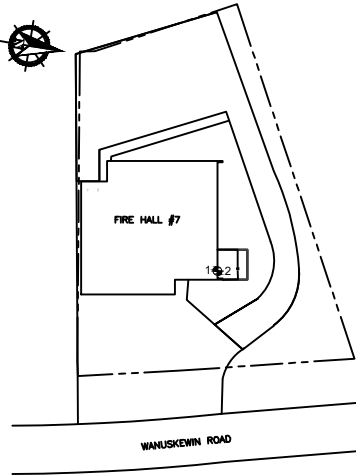
File No.: B67PRH29H- Fire Hall Dryer Installation

Appendix I

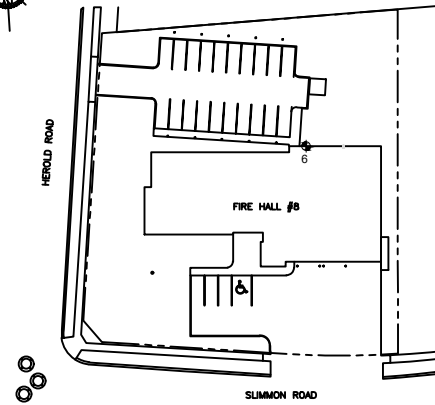
Core Locations



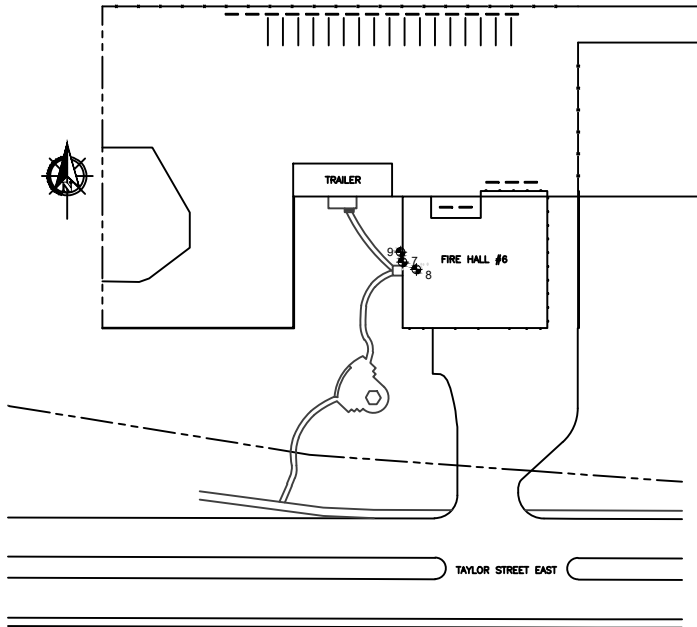
1 FIRE HALL #3 SITE PLAN
SCALE 1:500



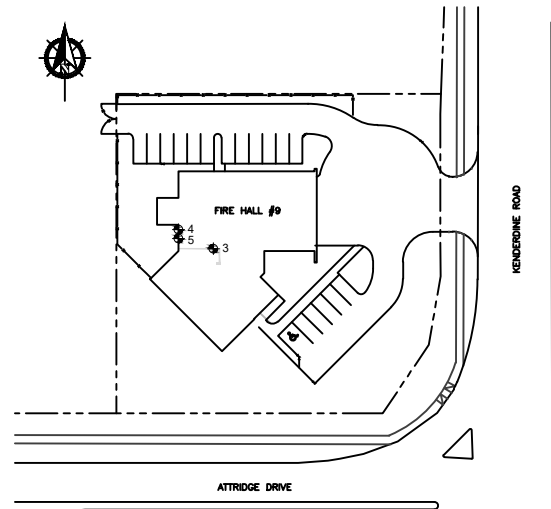
2 FIRE HALL #7 SITE PLAN
SCALE 1:1000



3 FIRE HALL #8 SITE PLAN
SCALE 1:1000



4 FIRE HALL #6 SITE PLAN
SCALE 1:1000



5 FIRE HALL #9 SITE PLAN
SCALE 1:1000



Asset & Financial Management

Facilities & Fleet
306-095-3300

NOTE:
THESE DRAWINGS HAVE BEEN PREPARED BASED ON INFORMATION PROVIDED BY OTHERS. THE CITY HAS TAKEN STEPS TO VERIFY THE ACCURACY AND/OR COMPLETENESS OF THIS INFORMATION BUT SHALL NOT BE RESPONSIBLE FOR ANY ERRORS OR OMISSIONS THAT MAY BE INCORPORATED AS A RESULT OF ERRONEOUS INFORMATION PROVIDED BY OTHERS THAT WAS NOT ABLE TO BE VISUALLY CONFIRMED.

- GENERAL NOTES:
1. ALL DIMENSIONS ARE IN MILLIMETRES
 2. DRAWINGS ARE NOT TO BE SCALED.
 3. ALL DRAWINGS TO BE READ IN CONJUNCTION WITH THE SPECIFICATIONS UNLESS OTHERWISE NOTED.
 4. VERIFY SITE CONDITIONS, DIMENSIONS AND LOCATION OF ALL UTILITIES PRIOR TO THE START OF CONSTRUCTION.
 5. REPORT ALL DISCREPANCIES TO THE CONSULTANT.

Core Locations

REV	ISSUED FOR	DATE
0		

DESIGNED BY	DRAWN BY	CHECKED BY	REVIEWED BY
	HN	NS	NS

SCALE	DATE
AS NOTED	11/06/2018

SHEET NAME

SITE PLANS

PROJECT TITLE
630
FIRE HALLS

PROJECT NO.	SHEET
630-18-2	A0

REV. NO.